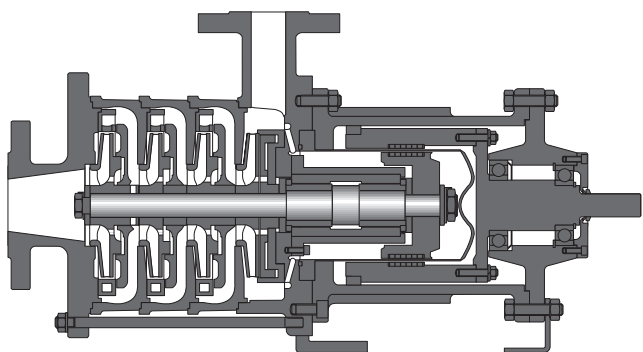


PRODUCT INFORMATION



Multistage magnetically coupled pumps

Model series MCAM

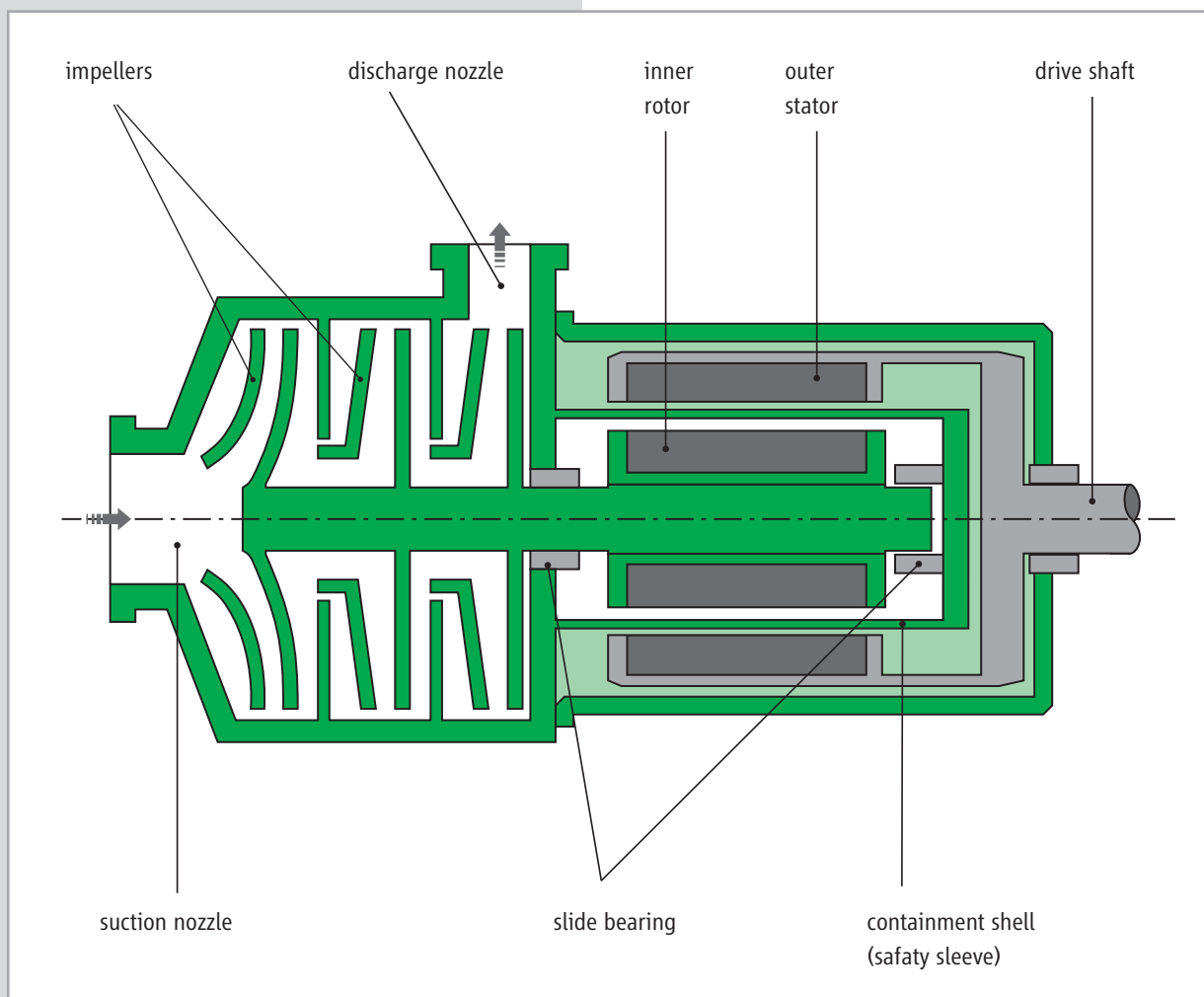
Contents

Description	2
Application and insertion	4
Materials	5
Functional principle	6
Monitoring systems	9
Characteristics diagramm	10

Description

General

Hermetically sealed pumps with magnetic coupling are characterized by a single-acting safety sleeve. The separation of liquid to the atmosphere is effected via the so-called containment shell. As it is the case with conventional centrifugal pumps with mechanical seal, a common standard motor is used which one is combined with the magnetic drive through a coupling for the drive of the pump. The outer rotor contains permanent magnets transferring the turning moment created by the motor via the containment shell to the inner rotor.



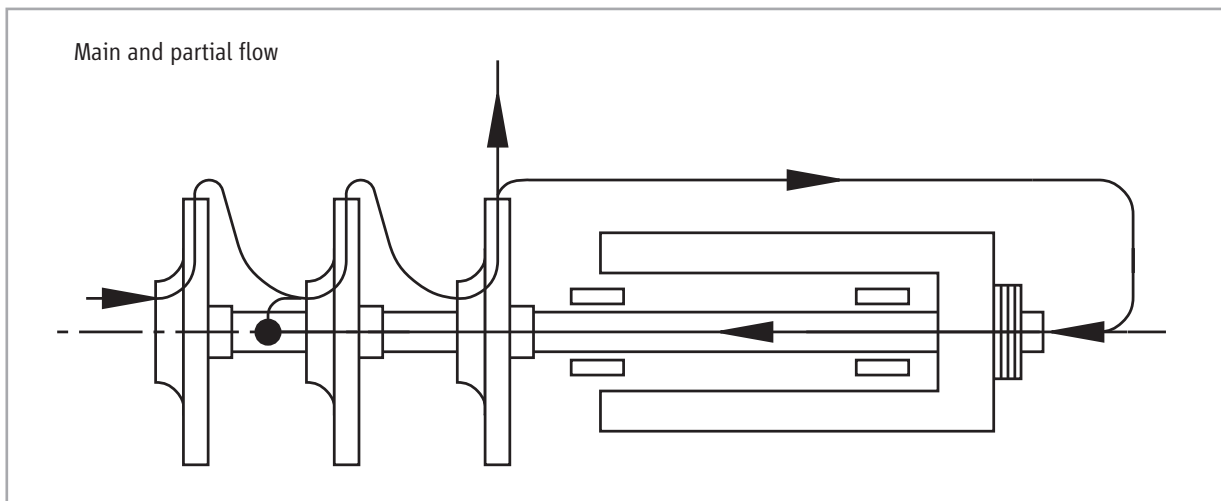
Function

MCAMn / MCAMn close-coupled

MCAM / MCAM close-coupled

The pump output is delivered through the impellers and diffusers arranged one behind the other to the pressure nozzle and in this way an increase in pressure is achieved depending on the number of stages. The partial flow for cooling the rotor compartment and lubricating the slide bearings is tapped off on pressure side after the last impeller

and after flowing through the can is lead out again through the hollow shaft between the stages. Since, as a result, no heated part of the delivery flows back to the suction side considerably more stable NPSH values are produced in the part load range. Aggregates of multistage design can therefore be used for considerably smaller pumping capacities, than pumps of single-stage design.



Application and insertion

Design

The constructional features of these pumps correspond to those of a multistage pump and consist of a permanent magnetic coupling as an integral part. The required output is transferred to the pump via a conventional standard three phase current motor of type B 3 or B 35 with the corresponding intermediate coupling.

Application sector

For the delivery of aggressive, toxic, explosive, precious, inflammable and slightly volatile fluids.

Application ranges

MCAMn: -40 °C to +220 °C *

MCAM: -40 °C to +220 °C *

MCAMn close-coupled: -40 °C to +100 °C **

MCAM close-coupled: -40 °C to +100 °C **

* ≥ 220 °C on request

** ≥ 100 °C on request


Magnetic drive

Thanks to the use of new types of permanent magnetic materials with high energy density, it is possible to house a powerful magnetic coupling within the pump bearing support specified in the standard. The magnetic drive is equipped for direct activation when operated using standard three phase current motors and does not require any type of coupling. In addition, the permanent magnets are highly stable against demagnetising effects, such as those which may occur when assembling or disassembling the rotor or if the maximum transmittable torque is exceeded.

Power

- up to 24 kW at 1450 rpm
- up to 58 kW at 2900 rpm
(larger ratings are possible on demand)

Explosion protection

according to EC design test certificate in line with Directive 94/9/EC (ATEX)  II 2 G c IIC T2 to T6

Documentation according to HERMETIC-Standard

- operating instructions incl. instructions for commissioning, operation and maintenance
- technical specification
- sectional drawing with position numbers
- dimensional drawing
- spare part list with order numbers
- test certificate
- test performance curve
- EC Declaration of Conformity

Inspections and guarantees

Standard inspections

Hydraulic inspection:

- each pump is subject to a test run and the operating point is guaranteed according to ISO 9906 – class 2B (5 measuring points)
- pressure test
- leak test
- balancing the shaft and impellers according to DIN/ISO 1940, 6.3

Additional inspections

The following inspections can be carried out and certified against additional price (e.g. NPSH test, Helium leakage test, vibration test, ultrasonic test, PMI test). Any further inspections and tests are according to the technical specification. The guarantees are effected according to the valid conditions of supply.

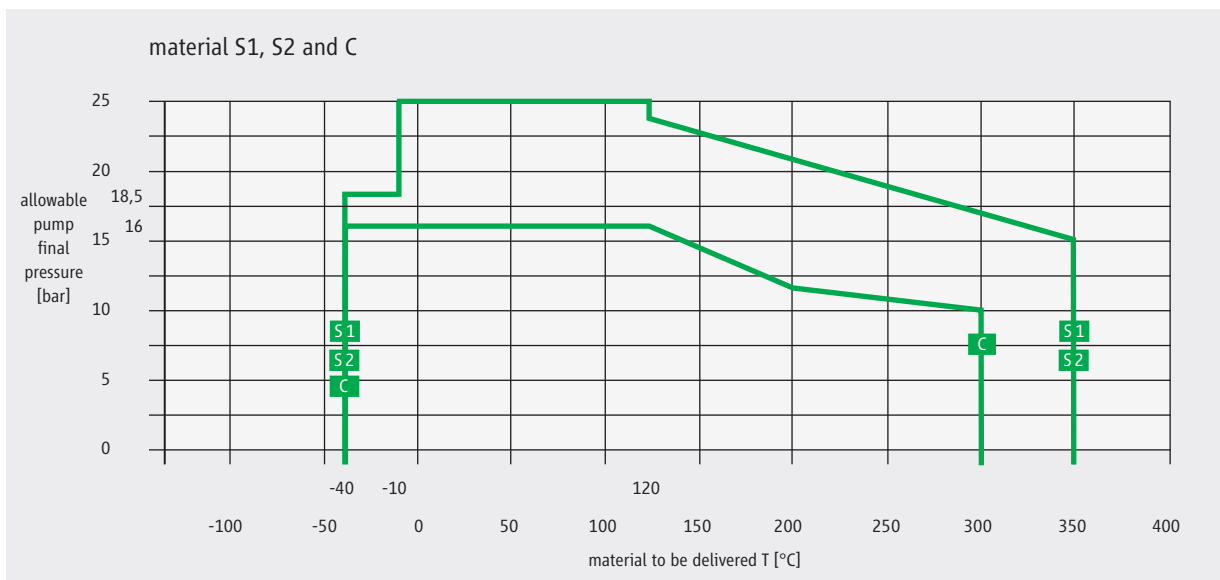
Materials

Materials and pressure ratings

VDMA-no.	description	model range MCAMn / MCAM		
		material S1	material S2	material C
		pressure rating PN 25	pressure rating PN 25	pressure rating PN 16
101	pump casing	JS 1025	1.0619+N	1.4408
108	stage casing	1.0460	1.0460	1.4571
161	casing cover	1.0570	1.0570	1.0570
162	suction cover	JS 1025	1.0460	1.4581 / 1.4571
174	diffuser insert	JL 1030	JL 1030	1.4581
211	pump shaft	1.4571 / 1.4462	1.4571 / 1.4462	1.4571 / 1.4462
213	magnet assembly	1.0254 / JS 1025	1.0254 / JS 1025	1.0254 / JS 1025
230	impellers	JL 1030	JL 1030	1.4581
381	bearing insert	1.4571	1.4571	1.4571
473	slide ring	S-SiC	S-SiC	S-SiC
529	bearing sleeve	S-SiC	S-SiC	S-SiC
545	bearing bush	S-SiC	S-SiC	S-SiC
817	containment shell	1.4571 / 2.4610	1.4571 / 2.4610	1.4571 / 2.4610
818	rotor	1.4571	1.4571	1.4571

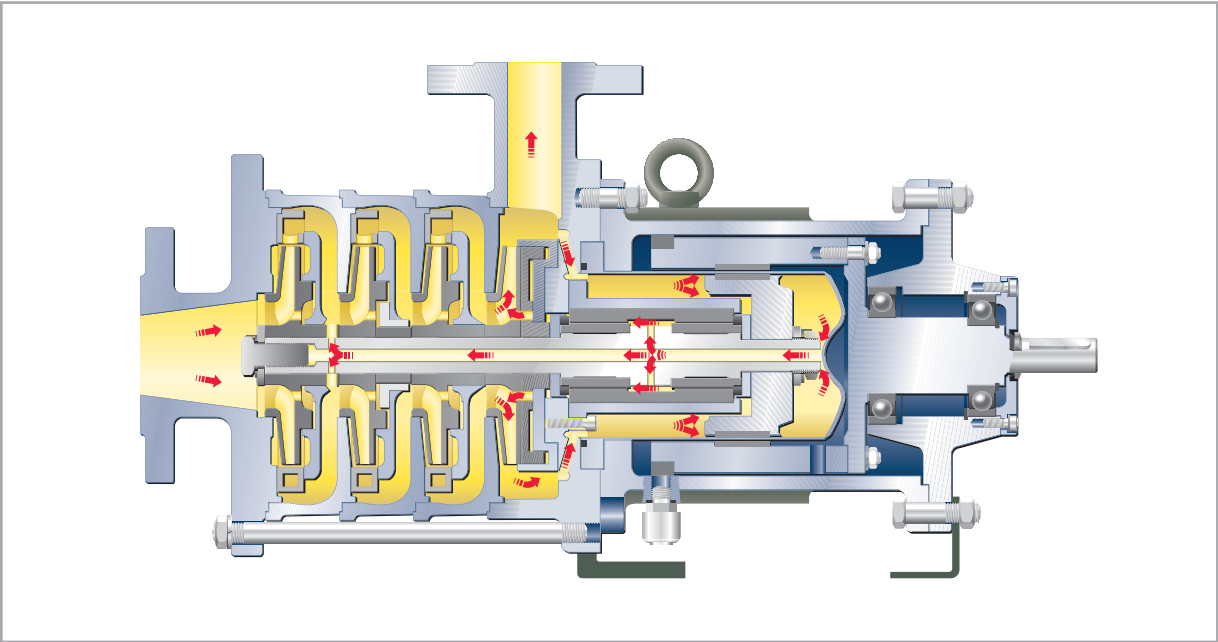
special materials / higher pressure ratings are possible on demand

Pressure and temperature limits

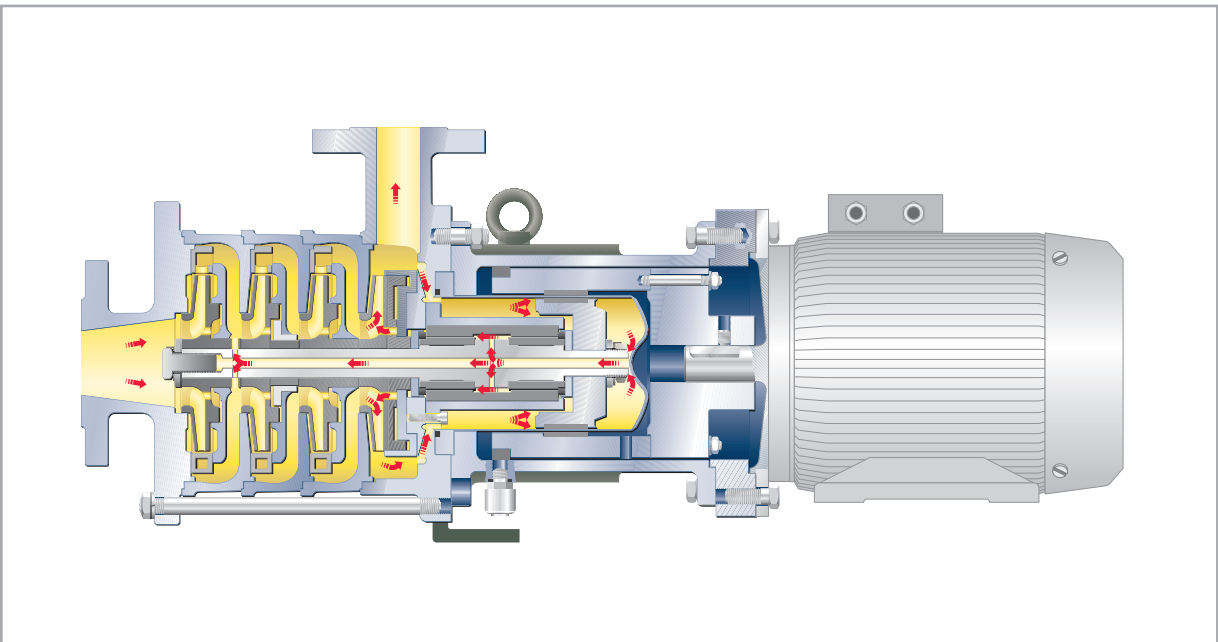


Functional principle

Magnetically coupled pump in bearing bracket design



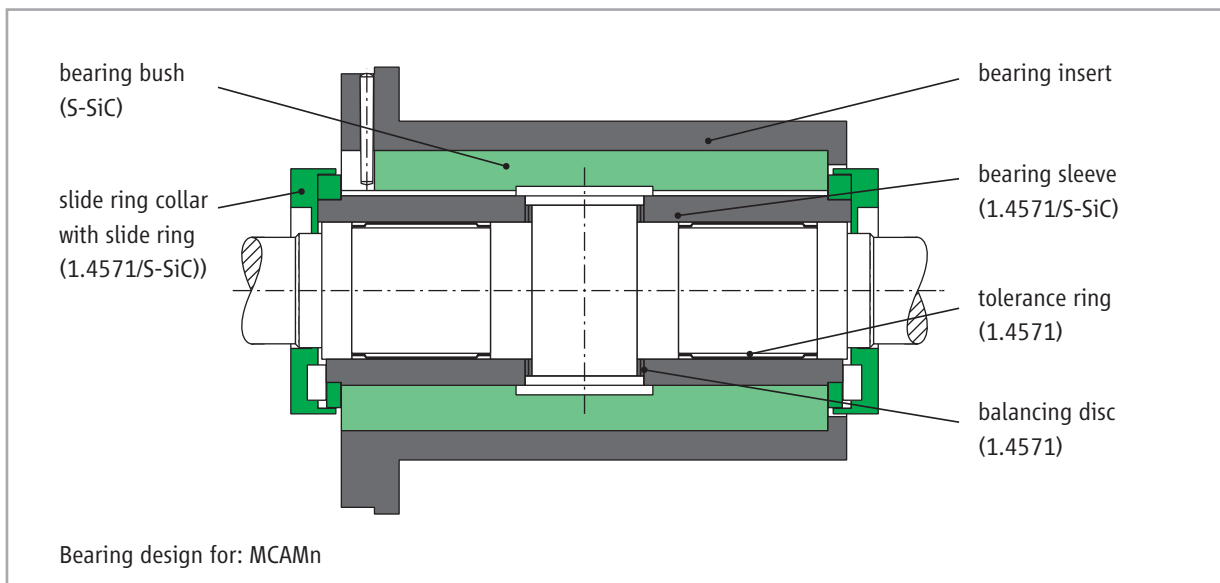
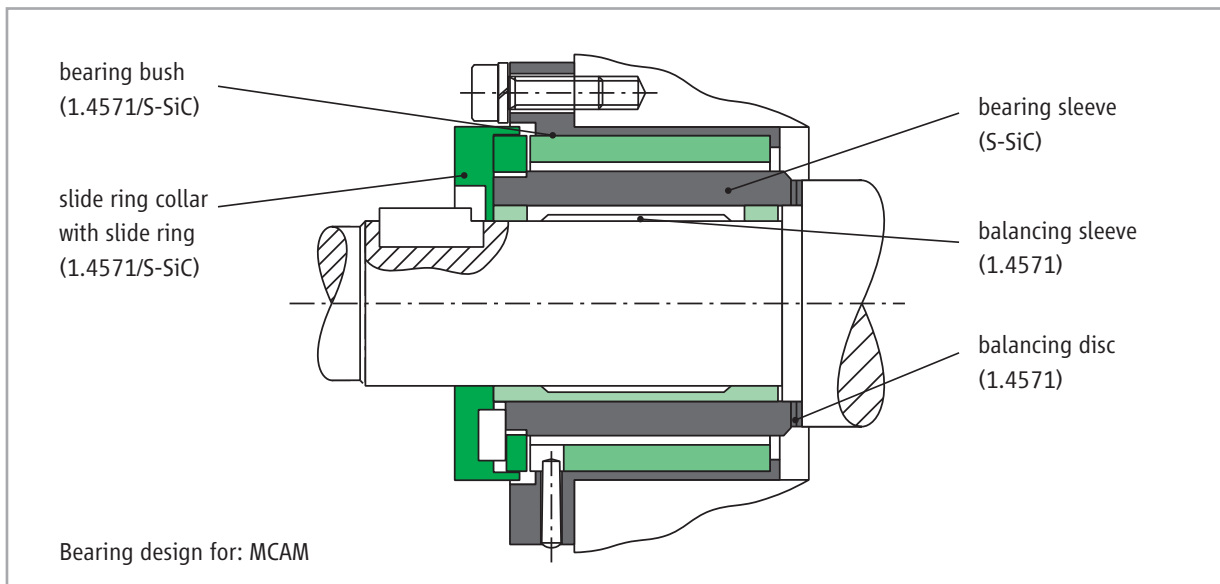
Magnetically coupled pump in close-coupled design



Bearing arrangement

The bearing in hermetically designed pumps must be located and immersed in the operating liquid. Therefore, only the use of hydrodynamic slide bearings is required. The correct operating method ensures the advantage that no contact may be created between the bearing lining. Thus, they are constantly running free from wear and maintenance. Service life of 8 to 10 years can be easily achieved by using HERMETIC pumps.

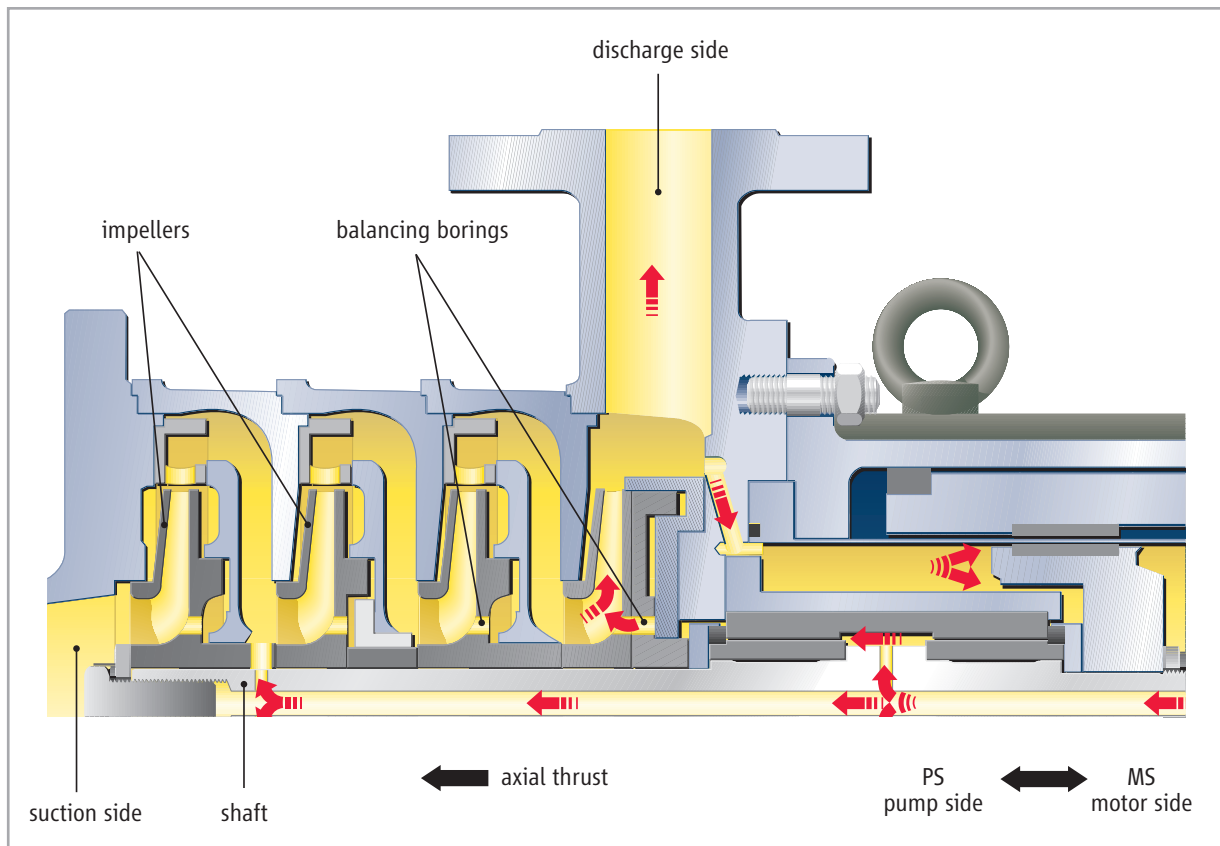
As a standardised bearing combination the material based on silicone carbide - silicone carbide has proved to be the best choice. This combination consists of a bearing sleeve made of silicone carbide (S-SiC) and a firm bearing bush made of the material S-SiC/1.4571. S-SiC is a pressureless sintered silicone carbide which is characterised by its high resistance against high temperatures and corrosion. Conditions of mixed friction, as they may arise for example during start-up and stopping phase of pumps, can be easily handled with this bearing combination.



Axial thrust balancing

The development of HERMETIC pump systems depended on the solution of a central problem, namely the elimination of axial thrust at the rotor equipment. The various fluid properties exclude the possibility of using mechanical axial bearings. The only generally valid solution to this problem thus lay in hydraulic balance of the rotor.

The functional principle of the hydraulic balancing device of range MCAM is based on a reduction in pressure behind the impellers caused by balancing borings. The pressure on back side of the impellers changes together with the axial position of the rotor.



Monitoring systems

The most part of HERMETIC pumps are designed according to explosion protection requirements. The pumps comply with the requirements of the electrical as well as mechanical explosion protection.

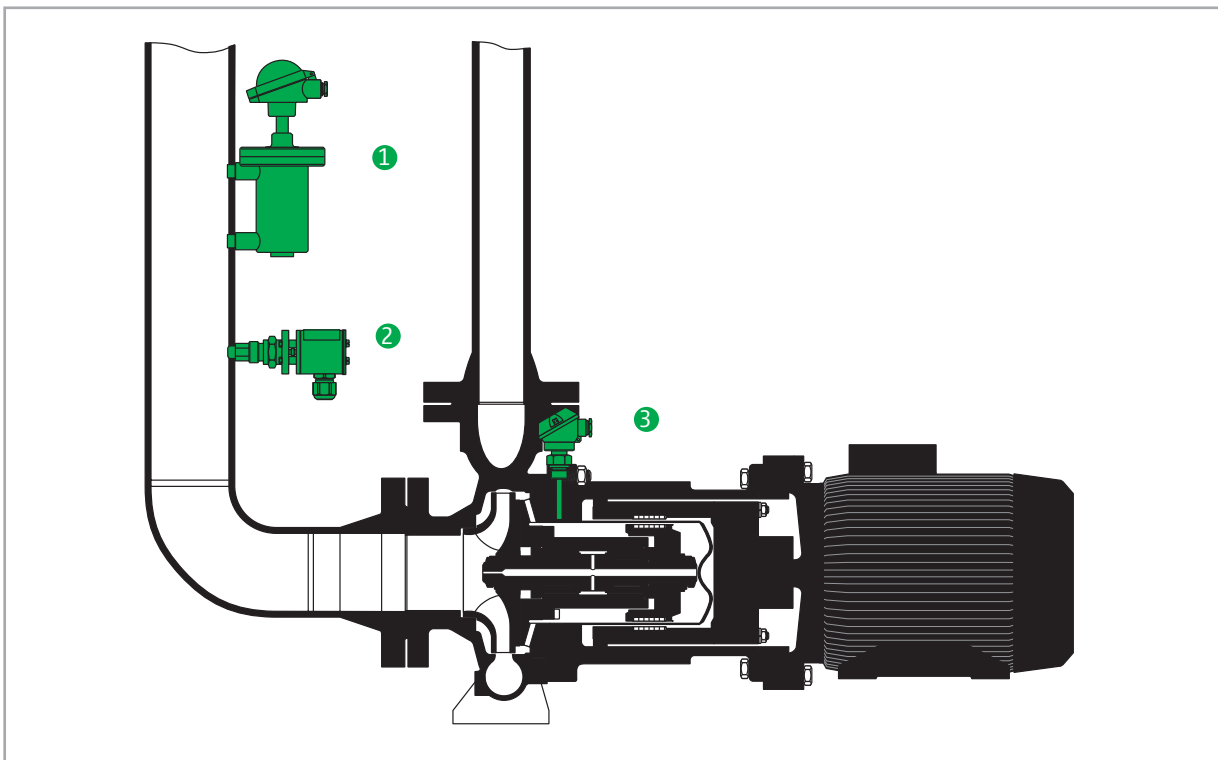
Level monitoring

On condition that the rotor cavity as part of the process system is steadily filled with liquid, no explosive atmosphere may arise. In this case, no accepted explosion protection is required for the rotor cavity. If the operator is not able to guarantee for a steady filling, it is necessary to install level monitoring devices.

Temperature monitoring

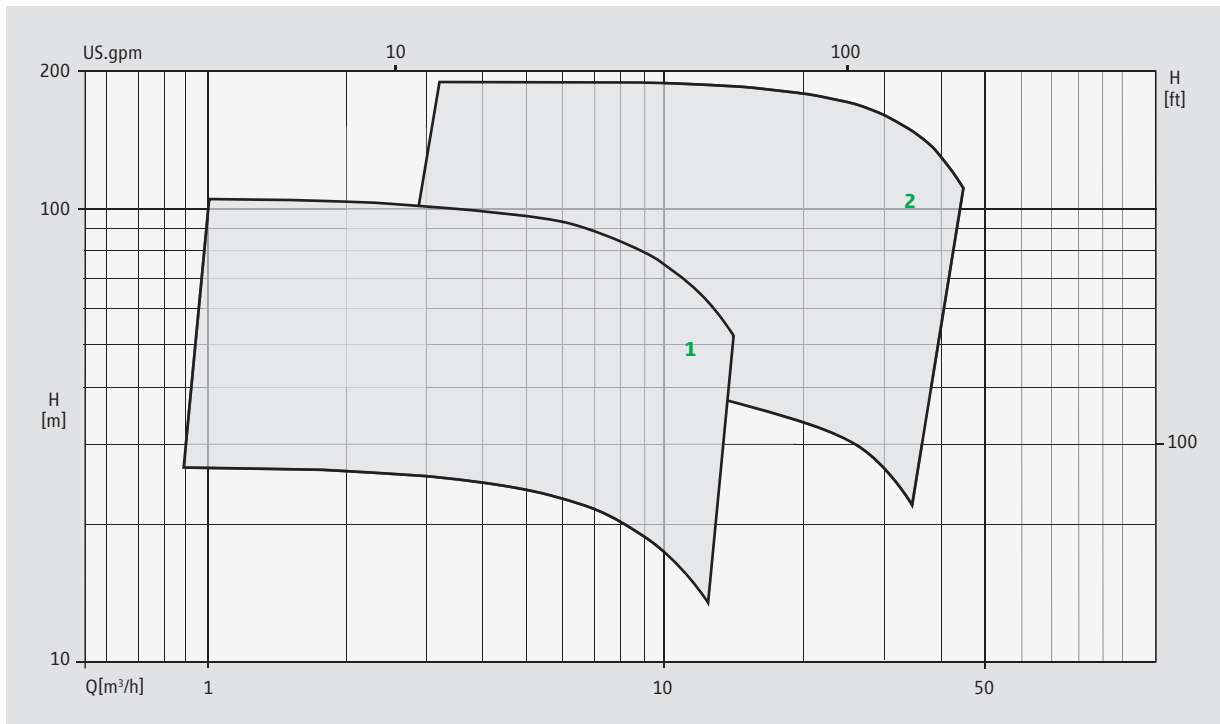
The observance of the temperature class and the maximum admissible surface temperature is ensured by a measuring point on the containment shell (liquid temperature).

various monitoring devices			
①	Type N 30	LS	level
②	Type O 30	LS	
③	Type PT 100	TI	temperature



Characteristics diagram

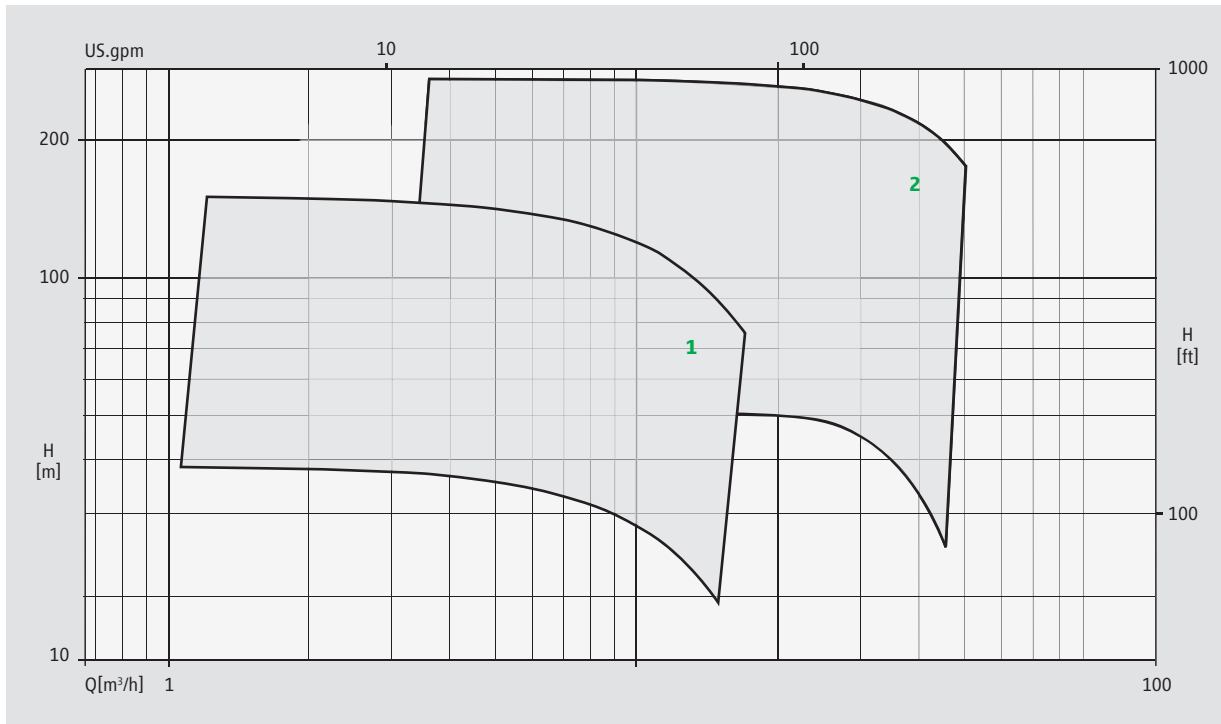
Characteristics diagram 3000 rpm 50 Hz



Denomination of hydraulics to the characteristics diagram

- 1 MCAM 2/2-6 stages
- 2 MCAM 3/2-6 stages

Characteristics diagram 3600 rpm 60 Hz



Denomination of hydraulics to the characteristics diagram

- 1** MCAM 2/2-6 stages
- 2** MCAM 3/2-6 stages

Convincing service.

Important features are readiness, mobility, flexibility, availability and reliability. We are anxious to ensure a pump operation at best availability and efficiency to our customers.

Installation and commissioning

- service effected on site by own service technicians

Spare part servicing

- prompt and longstanding availability
- customized assistance in spare part stockkeeping

Repair and overhauling

- professional repairs including test run executed by the parent factory
- or executed by one of our service stations worldwide

Retrofit

- retrofit of your centrifugal pumps by installing a canned motor to comply with the requirements of the IPPC Directive

Maintenance and service agreement

- concepts individually worked out to increase the availability of your production facilities

Training and workshops

- extra qualification of your staff to ensure the course of your manufacture

Among others, our products comply with:

- Directive 2006/42/EC (Machinery Directive)
- Explosion protection acc. to Directive 94/9/EC (ATEX); UL; KOSHA; NEPSI; CQST; CSA; Rostechnadzor
- Directive 96/61/EC (IPPC Directive)
- Directive 1999/13/EC (VOC Directive)
- TA-Luft
- RCC-M, Niveau 1, 2, 3

HERMETIC-Pumpen GmbH

is certified acc. to:

- ISO 9001:2008
- GOST; GOST "R"
- Directive 94/9/EC
- AD 2000 HP 0; Directive 97/23/EC
- DIN EN ISO 3834-2
- KTA 1401; AVS D 100 / 50; IAEA 50-C-Q
- Certified company acc. to § 19 I WH